



Lage Manufacturing Folding Stock Mechanism Instructions

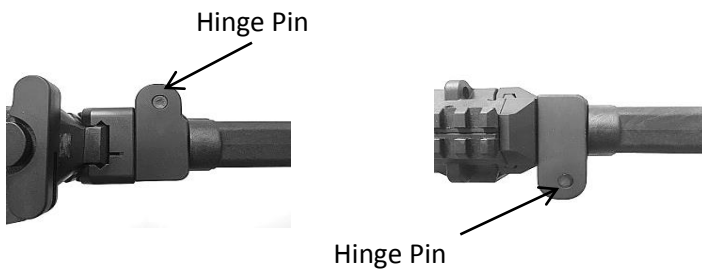
How to operate the Folding Mechanism to fold the Stock:

NOTE: You may find it easier to use your right hand to operate the right folding stock and your left hand to operate a left folding stock.

Use one hand to hold the pistol grip of your firearm.

With the fingers of your free hand, grasp the stock just behind the folding mechanism.

Place your thumb directly on top of the hinge pin.



Left Folding Stock


Right Folding Stock



Squeeze, applying downward pressure with your thumb on the hinge pin.

The stock will raise up and the folding stock mechanism should unlatch.

Applying downward pressure on the pistol grip with one hand and pulling up with the hand on the folding mechanism, will also help.




If it does not unlatch, you can use your other hand to assist by wrapping your fingers across the fingers already holding the stock and cross your thumbs on top of each other to provide more leverage.



Swing stock to the side.

Left Folding Stock



Right Folding Stock



With use and familiarization with this technique, the folding mechanism will be easier to operate.

How to unfold or deploy the Stock:

Use one hand to hold the pistol grip or foregrip of your firearm.

Use other hand to grab stock and pull outwards.

Stock will swing open and the folding mechanism will latch the stock in place.